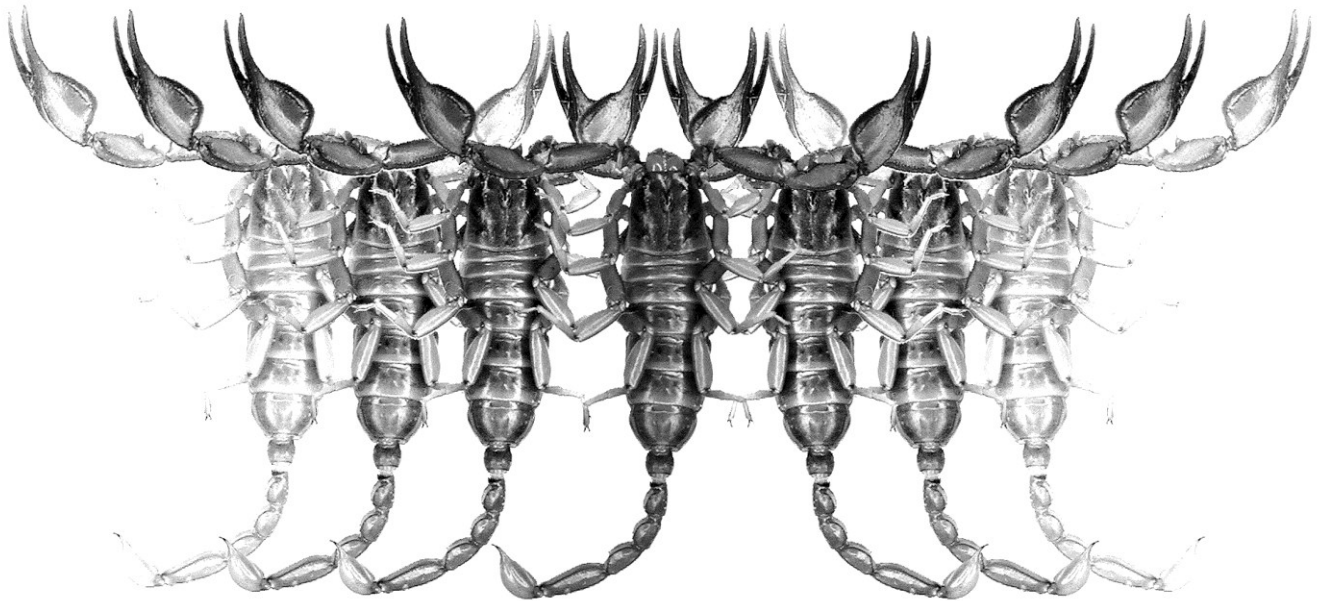


# *Euscorpium*

Occasional Publications in Scorpiology



**A New Species of *Buthus* Leach, 1815 from Libya  
(Scorpiones: Buthidae)**

**Andrea Rossi, Gioele Tropea & Ersen Aydın Yağmur**

**October 2013 — No. 167**

# *Euscorpius*

## Occasional Publications in Scorpiology

EDITOR: Victor Fet, Marshall University, 'fet@marshall.edu'  
ASSOCIATE EDITOR: Michael E. Soleglad, 'soleglad@znet.com'

*Euscorpius* is the first research publication completely devoted to scorpions (Arachnida: Scorpiones). *Euscorpius* takes advantage of the rapidly evolving medium of quick online publication, at the same time maintaining high research standards for the burgeoning field of scorpion science (scorpiology). *Euscorpius* is an expedient and viable medium for the publication of serious papers in scorpiology, including (but not limited to): systematics, evolution, ecology, biogeography, and general biology of scorpions. Review papers, descriptions of new taxa, faunistic surveys, lists of museum collections, and book reviews are welcome.

### *Derivatio Nominis*

The name *Euscorpius* Thorell, 1876 refers to the most common genus of scorpions in the Mediterranean region and southern Europe (family Euscorpiidae).

*Euscorpius* is located at: <http://www.science.marshall.edu/fet/Euscorpius>  
(Marshall University, Huntington, West Virginia 25755-2510, USA)

---

### ICZN COMPLIANCE OF ELECTRONIC PUBLICATIONS:

Electronic ("e-only") publications are fully compliant with ICZN (*International Code of Zoological Nomenclature*) (i.e. for the purposes of new names and new nomenclatural acts) when properly archived and registered. All

*Euscorpius* issues starting from No. 156 (2013) are archived in two electronic archives:

- **Biotaxa**, <http://biotaxa.org/Euscorpius> (ICZN-approved and ZooBank-enabled)
- **Marshall Digital Scholar**, <http://mds.marshall.edu/euscorpius/>. (This website also archives all *Euscorpius* issues previously published on CD-ROMs.)

Between 2000 and 2013, ICZN did not accept online texts as "published work" (Article 9.8). At this time, *Euscorpius* was produced in two identical versions: online (*ISSN 1536-9307*) and CD-ROM (*ISSN 1536-9293*) (laser disk) in archive-quality, read-only format. Both versions had the identical date of publication, as well as identical page and figure numbers. Only copies distributed on a CD-ROM from *Euscorpius* in 2001-2012 represent published work in compliance with the ICZN, i.e. for the purposes of new names and new nomenclatural acts.

In September 2012, ICZN Article 8. *What constitutes published work*, has been amended and allowed for electronic publications, disallowing publication on optical discs. From January 2013, *Euscorpius* discontinued CD-ROM production; only online electronic version (*ISSN 1536-9307*) is published. For further details on the new ICZN amendment, see <http://www.pensoft.net/journals/zookeys/article/3944/>.

---

**Publication date: 1 October 2013**

<http://zoobank.org/urn:lsid:zoobank.org:pub:B8F591E2-237A-4885-BFC3-7C11701D39FD>

## A new species of *Buthus* Leach, 1815 from Libya (Scorpiones: Buthidae)

Andrea Rossi<sup>1,4</sup>, Gioele Tropea<sup>2</sup> & Ersen Aydın Yağmur<sup>3</sup>

<http://zoobank.org/urn:lsid:zoobank.org:pub:B8F591E2-237A-4885-BFC3-7C11701D39FD>

<sup>1</sup> Gruppo Entomologico Toscano, Museo di Storia Naturale dell'Università di Firenze, sezione di Zoologia

“La Specola”, via Romana 17, 50125 Florence, Italy

<sup>2</sup> Società Romana di Scienze Naturali, Rome, Italy

<sup>3</sup> Alaşehir Vocational School, Celal Bayar University, Manisa, Turkey

<sup>4</sup> Aracnofilia, Centro Studi sugli Aracnidi, Massa, Italy; email: pellegrinorossi@excite.it

---

### Summary

Although Libya covers a very wide territory in northern Africa, only two species of the genus *Buthus* have been recorded from this country: *B. tunetanus* (Herbst, 1800) and *B. barcaeus* Birula, 1909. In the present study, a third species, *Buthus lourencoi* **sp. n.**, closely related to *Buthus egyptiensis* Lourenço et Cloudsley-Thompson 2012, is described from west Libya, around the area of Tripoli. An identification key for the scorpions of the genus *Buthus* (Leach, 1815) that occur in Algeria, Tunisia, Libya, and Egypt is provided.

---

### Introduction

Traditionally (Vachon, 1952), only five species of the genus *Buthus* were accepted: *B. atlantis* Pocock, 1889, *B. barbouri* Werner, 1932, *B. insolitus* Borelli, 1925, *B. maroccanus* Birula, 1903, and *B. occitanus* (Amoreux, 1789). Vachon (1952) noted the presence of many subspecies and “varieties” within the genus *Buthus* but the number and the status of the species remained unchanged for decades until Lourenço and co-workers started to describe several new species and to raise subspecies to species level, from Africa (Lourenço, 2002, 2003, 2005a, 2005b, 2005c; Lourenço & Slimani, 2004; Lourenço & Qi, 2006; Lourenço & Cloudsley-Thompson, 2012; Lourenço & Simon, 2012; Lourenço & Leguin, 2012; Lourenço et al., 2009, 2010, 2012), Asia (Lourenço, 2008; Lourenço et al., 2010), and Europe (Lourenço & Vachon, 2004; Lourenço & Rossi, 2013). According to this new approach, other authors also contributed to the knowledge of the species within the genus *Buthus*: Kovařík (2006, 2011), Yağmur et al. (2011), Touloun & Boumezzough (2011), and Rossi (2012, 2013).

The validity of three species is currently questionable: *Buthus barbouri* Werner, 1932; *B. insolitus* Borelli, 1925; and *B. intermedius* (Ehrenberg, 1829). The type of *B. barbouri* Werner, 1932 is lost and no other specimens are known. According to Vachon (1952), the description is not clear and it could be a synonym of *B. maroccanus*

Birula, 1903 or even *Androctonus mauritanicus* (Pocock, 1902). Regarding *B. insolitus* Borelli, 1925, Kovařík (2003) considered it as a *nomen dubium* since its holotype is lost and it is difficult to understand the taxonomic position of this species from the description. Kovařík (2006) raised to species status *Androctonus (Leiurus) tunetanus intumescens* (Ehrenberg, 1829), and moved it to the genus *Buthus*. In the same work, he synonymized *Androctonus (Leiurus) tunetanus intermedius* (Ehrenberg, 1829) from Lohaie in Yemen with *B. intumescens*. Braunwalder & Fet (1998), Fet & Lowe (2000), and subsequently Kovařík (2006) considered the type locality of *B. intermedius* probably erroneous since no other *Buthus* were reported from the Arabian Peninsula. However, Lourenço (2008) doubted the conclusions of Kovařík due to the poor condition of the type material and formally regarded *Buthus intermedius* as a valid species, considering also the type locality as trustable since he reported a second specimen belonging to the genus *Buthus* in the Arabian Peninsula and described it as a new species.

In the present work, *Buthus lourencoi* **sp. n.** is compared with the species of the genus *Buthus* that occur in Algeria, Tunisia, Libya and Egypt including *B. intumescens* and *B. israelis*, both considered as valid and different species. The status of *B. israelis* was not totally clear (Kovařík, 2006; Lourenço et al., 2010; Yağmur et al., 2011) until the recent synopsis of the Egyptian *Buthus* (Rossi, 2013) brought attention to different



**Figure 1:** metasomal segments I and II of *Buthus intumescens* (Ehrenberg, 1829), female holotype (ZMBH), showing elongated segments (longer than wide). Photo courtesy by Dr. Jason Dunlop and Mrs. Anja Friederichs (ZMBH).

length/width ratios of the first metasomal segment in *B. intumescens* and *B. israelis*. According to Levy & Amitai (1980), all specimens of *B. israelis* have, at least, the first metasomal segment always wider than long (in females, usually also the second metasomal segment is wider than long). However, in the female holotype of *B. intumescens*, all metasomal segments are clearly longer than wide (Fig. 1).

An identification key of the species of the genus *Buthus* that occur in Algeria, Tunisia, Libya and Egypt (including the Asian part of Egypt equivalent to the Sinai Peninsula) are given. In some cases, both sexes of a species are necessary for a correct identification.

Among the species found in those territories, *B. barcaeus* (Birula, 1909) needs a redescription because the old description in German is rather obsolete, and some characters are not totally clear.

## Material and methods

Digital images were edited with Gimp 2.6 and Adobe Photoshop. Morphology and measurements (in mm) mostly follow Hjelle (1990) and Sissom et al. (1990), respectively. The measurement of metasomal segment width is as illustrated in Vachon (1952).

## Abbreviations

ARPC, Private collection of Andrea Rossi, Massa, Italy;  
MCVR, Museo Civico di Storia Naturale di Verona, Verona, Italy;

MHNG, Muséum d'Histoire Naturelle de Genève, Geneva, Switzerland;  
MRSN, Museo Regionale di Scienze Naturali di Torino, Turin, Italy;  
MSNB, Museo Civico di Scienze Naturali di Bergamo "E. Caffi", Bergamo, Italy;  
MZUF, Museo di Storia naturale dell'Università di Firenze, sezione di Zoologia "La Specola", Florence, Italy.  
ZMBH, Museum für Naturkunde der Humboldt-Universität Berlin, Berlin, Germany.

## Systematics

**Family Buthidae** Koch, 1837  
**Genus *Buthus*** Leach, 1815

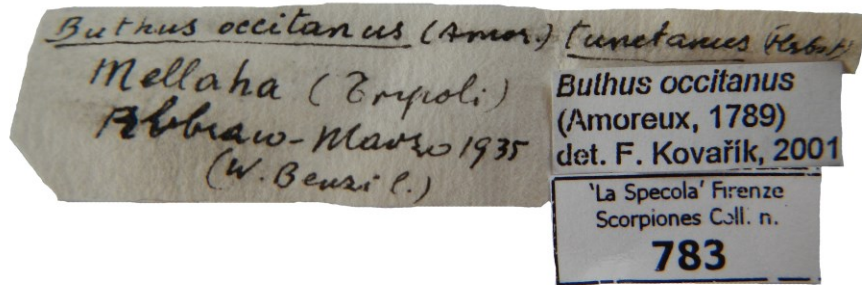
***Buthus lourencoi*** Rossi, Tropea et Yağmur, **sp. n.**

<http://zoobank.org/urn:lsid:zoobank.org:act:82B4235D-820E-4FE2-8AFC-6E0B4E28334D>

*Buthus occitanus*: Kovařík & Whitman, 2005: 106.

**Type material:** 1 adult ♀ holotype, Mellaha (Tripoli), Libya (32°53'N, 13°17'E), February-March 1935, leg. W. Benzi (MZUF n. 783). **Note:** the specimen was misidentified by Di Caporiacco as *Buthus occitanus tunetanus*, as indicated by a label in the vial (Fig. 2).

**Etymology:** the species is named in honor of Prof. Wilson Roberto Lourenço, Paris, France, for his impres-



**Figure 2:** Labels of *Buthus lour-encoi* sp. n. female holotype (MZUF).

sive contributions to the knowledge and taxonomy of the genus *Buthus*.

**Diagnosis:** Species of large size for the genus, exceeding 80 mm in total length. General coloration yellow with tergites darker (yellowish-brown) and pedipalps yellowish-orange (Fig. 3 and 4). Carinae rather marked on carapace and moderately marked on tergites and metasomal segments. Movable and fixed fingers with 11 rows of granules. Pectines with 30/30 teeth.

**Description:** based on female holotype. Measurements are given in Table 1.

**Coloration:** carapace basically yellowish with only intraocular area darker; tergites dark yellow to brownish with carinae black; metasoma and legs uniformly yellow; sternites pale yellow; pedipalps yellowish to orange. Pectines and genital operculum very light yellow.

**Prosoma:** carapace with marked anterior median carinae; central lateral and posterior carinae moderately marked, forming the typical lyre carinae configuration of the genus *Buthus*. Median eyes dark orange and three pairs of small lateral eyes black. Carinae dark orange.

**Mesosoma:** tergites I to VI with three longitudinal moderate carinae with dark pigmentation. Only tergite VII with five carinae. Tergites without longitudinal stripes of dark color but with a transversal wide stripe which is darker than the basic yellow. Sternites smooth except for sternite VII which bears four carinae. Other sternites show two vestigial furrows. Spiracles elongated.

**Metasoma:** very elongated with all segments longer than their wide (Fig. 5); length/width ratio of V metasomal segment about 2.2; segment I with 10 complete carinae; segments II and III with 10 carinae but lateral carinae incomplete and ventral carinae moderately marked with 2 and 4 bigger distal granules respectively; segment IV with eight carinae; segment V with five carinae, with tubercles of latero-ventral carinae marked. The intercarinal spaces are finely granulated. Anus with three lateral lobes (Fig. 6). Telson almost smooth with few setae; vesicle and base of aculeus yellowish but end of aculeus black; aculeus curved and very long; subaculear tubercle not noticeable.

**Chelicerae:** yellow, not reticulated, with black denticles; typical dentition of family Buthidae, as defined by Vachon (1963).

**Pedipalps:** femur pentacarinat with marked carinae; patella with eight moderate carinae; all carinae without dark pigmentation. Dorsal trichobothria of femur arranged in  $\beta$ -configuration (Fig. 7). Chela smooth, without carinae (Fig. 8). Movable fingers with 11 oblique rows of granules with one internal and one external granule and three distal granules (Fig. 9); fixed finger with 11 oblique rows of granules. Chela relatively narrow with length/width ratio of 4.35.


**Chaetotaxy:** polytrichous, as defined by Vachon (1952).

**Legs:** coxa, femur and patella with moderate carinae and sparsely hirsute; tarsus with two ventral longitudinal rows of setae. Tibial spurs present on legs III and IV.

**Pectines, genital operculum and sternum:** pectinal teeth count is 30-30. Genital operculum wide and lobate, split in two parts. Sternum triangular, longer than wide (Fig. 10).

### Other material examined

*Buthus adrianae* Rossi, 2013: **Egypt:** El-Hamam, about 70 km SW of Alexandria, 1 ♂ holotype (MSNB), 1 ♂ paratype, 1 ♀ paratype (ARPC), March 2009. *Buthus barcaeus* Birula, 1909: **Libya:** 2 ♂♂, 3 ♀♀, Cyrenaica, 1909 (MRSN). *Buthus chambiensis* Kovařík, 2006: **Tunisia:** 1 ♂ (MCVR). *Buthus intumescens* (Ehrenberg, 1829): **Egypt:** 1 ♀ holotype (ZMBH) (based on digital photos). *Buthus israelis* (Shulov et Amitai, 1959): **Israel:** northern Israel, 1 ♂ (ARPC). *Buthus occitanus* (Amoreux, 1789): **France:** 2 ♂♂, 1 ♀, Uzès (Gard), 10–15 February 2005 (ARPC); 1 ♀, France: Uzès (Gard), 20–25 February 2009 (ARPC). *Buthus paris* (C. L. Koch, 1839): **Algeria:** 1 ♀, Jurdjura, 1400 m a.s.l., leg. Sanna & Magnani, 2 June 1980 (MCVR); **Morocco:** 1 ♀, 2 ♀im., Taza (MCVR); 1 ♀, Ifrane, Atlante, 1200 m a.s.l., leg. Osella, 27 April 1986 (MCVR); 1 ♀, Moyen Atlas, 1600 m a.s.l., leg. Sanna & Magnani, 5 June 1985 (MCVR); **Tunisia:** 1 ♀, 2 im., Le Kef, 2 April 1976 (MZUF); 1 ♀ Ouadi Magrat 16 May 1983 (MZUF); 1 ♂ (ARPC). *Buthus tassili* Lourenço, 2002: **Algeria:** 1 ♂, Tassili, Tin Absteika, 1800 m a.s.l.,



Figures 3–4: *Buthus lourencoi* sp. n. female holotype (MZUF). 3. Dorsal view. 4. Ventral view.

leg. J. Garzoni, 8 January 1967 (MHNG); 1 ♀, Tassili, Djabaren, 1650 m a.s.l., leg. J. Garzoni, 8 January 1967 (MHNG). *Buthus tunetanus* (Herbst, 1800): **Tunisia**: 3 ♂♂, 1 ♀, 2 im., 1876 (MZUF); 2 ♀♀, Le Kef (MSNB); 2 ♀♀ im., Gafsa (MCVR).

For the distribution of the species of *Buthus* present in Algeria, Tunisia, Libya, and Egypt, see map (Fig. 11).

### Comparisons

*Buthus lourencoi* sp. n. belongs to the *Buthus occitanus* species complex and it is closely related to *Buthus egyptiensis* Lourenço et Cloudsey-Thompson, 2012, recently described from Egypt. Both *B. egyptiensis* and *B. lourencoi* sp. n. are very large scorpions, with elongated metasomal segments and ventral carinae moderately marked on II and III metasomal segments. At the same time, *B. egyptiensis* can be distinguished by:

1) lower number of pectinal teeth, 27–26 in female instead of 30; 2) lower number of granule rows on movable finger of pedipalps, 10 instead of 11; 3) tergites with blackish longitudinal stripes absent in *B. lourencoi* sp. n.; 4) anus with two lateral lobes in *B. egyptiensis* while *B. lourencoi* sp. n. has three lateral lobes.

*Buthus lourencoi* sp. n. can be distinguished from the other two species of *Buthus* present in Libya (*B. tunetanus* and *B. barcaeus*) by a combination of characters: 1) females of both *B. barcaeus* and *B. tunetanus* have stocky metasomal segments with I segment never longer than wide but in *B. lourencoi* sp. n. the metasomal segment I is strongly elongated, very longer than wide; also males of *B. barcaeus* and *B. tunetanus* have stocky metasomal segments with I segment usually not longer than wide; 2) *B. barcaeus* and *B. tunetanus* have lower number of pectinal teeth, up to 29 in females of *B. barcaeus* (Rossi, unpublished data) and *B. tuneta-*

<i>Buthus lourencoi</i> sp. n., female holotype	
Carapace length	9.22
Carapace posterior width	10.04
Mesosoma length	21.51
Metasoma segment I length/width	6.60/5.82
Metasoma segment II length/width	7.44/5.47
Metasoma segment III length/width	7.72/5.33
Metasoma segment IV length/width	9.11/5.06
Metasoma segment V length/width	10.31/5.11
Telson length/width/height	9.52/4.34/4.07
Aculeus length	4.64
Chela length/width/height	14.52/3.35/3.72
Movable finger length	9.5
Patella length/width	8.79/3.36
Femur length/width	7.16/2.42
<b>Total length</b>	<b>81.43</b>
Pectinal teeth	30-30
Rows on movable and fixed fingers of pedipalps	11-11/11-11

**Table 1:** Measurements of *Buthus lourencoi* sp. n., female holotype (mm).

*nus* (Lourenço, 2003; Kovařík, 2006), while female of *B. lourencoi* sp. n. has 30 pectinal teeth; 3) *B. barcaeus* and usually also *B. tunetanus* has very marked ventral carinae on the second and third metasomal segment but those carinae are less marked in *B. lourencoi* sp. n.; 4) *B. barcaeus* has 12 rows of granules on movable finger of pedipalps whereas *B. lourencoi* sp. n. has 11 rows; 5) metasomal segment IV of *B. barcaeus* is with intermediary (lateral median) carinae but *B. lourencoi* sp. n. lack of lateral median carinae on segment IV; 6) anus of both *B. barcaeus* and *B. tunetanus* has only two lateral lobes, but they are three in *B. lourencoi* sp. n.; 7) both *B. barcaeus* and *B. tunetanus* have dark tergites whereas in *B. lourencoi* sp. n. they are uniformly light (yellowish).

Recently, another new Egyptian species, *B. orientalis* from Alexandria, was described (Lourenço & Simon, 2012). This species can be distinguished from *B. lourencoi* sp. n. by: 1) smaller total size with females up to 62 mm in total length; 2) lower number of pectinal teeth (24–27 in females); 3) lower number of granule rows on the movable finger, only 10; 4) anus with two lateral lobes.

Another species, *B. paris* (C. L. Koch, 1839), which is widespread from Tunisia to Morocco, is easily distinguished by: 1) a lower number of pectinal teeth, up to 28 in females; 2) aculeus strongly shorter than vesicle; 3) the metasomal segment I wider than long in females; 4) lower length/width ratio of metasomal segment V, less than 2.0; 5) carapace and mesosoma dark; 6) anus with two lateral lobes.

Also other two species are present in Tunisia: *B. chambiensis* Kovařík, 2006 and *B. dunlopi* Kovařík, 2006, different in a combination of characters from *B.*

*lourencoi* sp. n.; *B. dunlopi* is different in: 1) number of pectinal teeth (26–28 in females); 2) number of rows on the movable fingers of pedipalps, which is 12; 3) chela length/width ratio (4.4–4.7); 4) length to width ratio of all metasomal segments; 5) very smaller size (up to 60 mm); 6) anus with two lateral lobes.

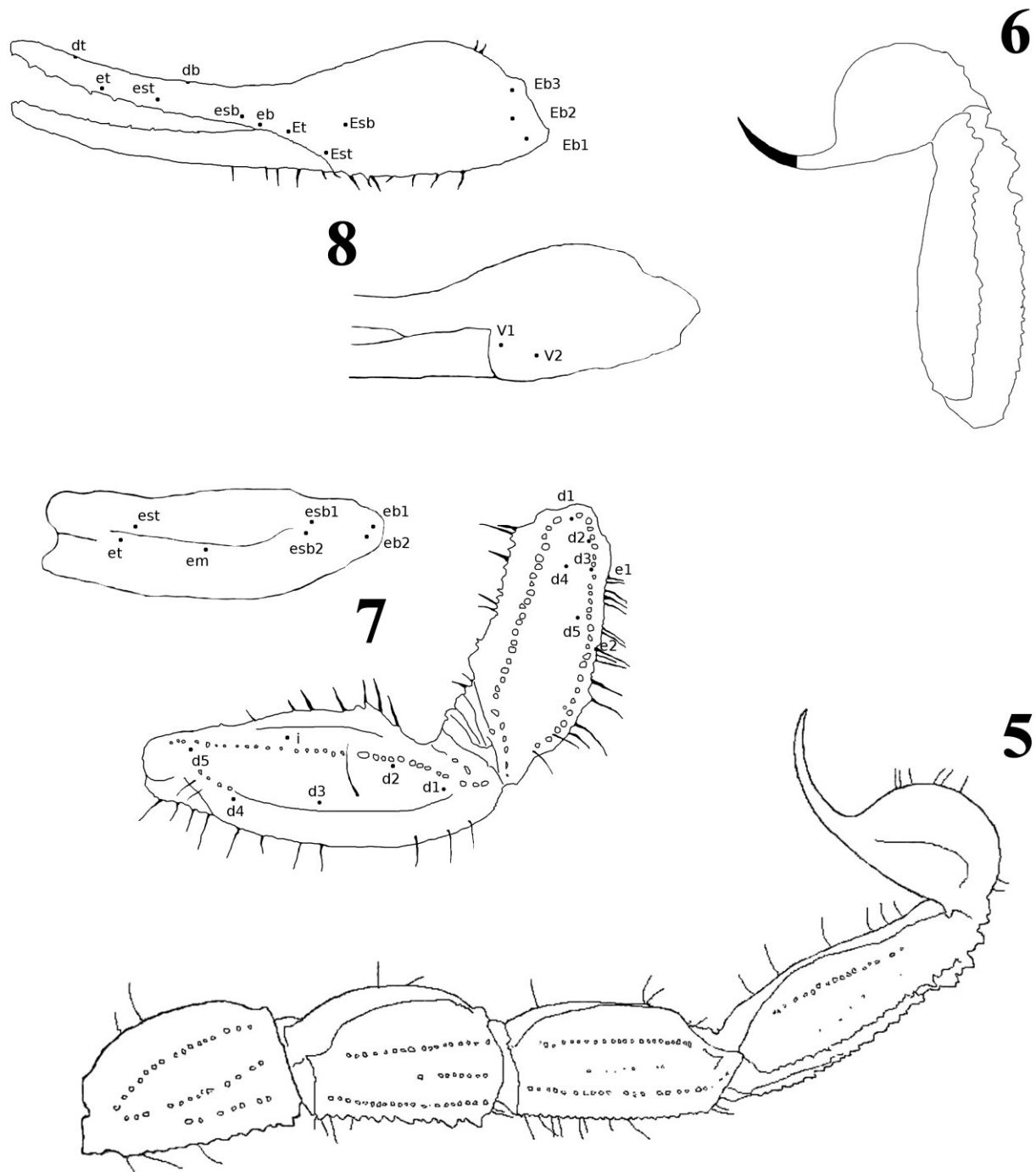
*B. chambiensis* is different in: 1) number of pectinal teeth (26–28); 2) chela length/width ratio (3.4 in females); 3) length to width ratio of all metasomal segments; 4) smaller size (60–70 mm); 4) anus with two lateral lobes.

*B. tassili* Lourenço, 2002 from Algeria is very different from *B. lourencoi* sp. n. and it can be distinguished by: 1) metasomal segment V and telson black; 2) lower number of pectinal teeth: 23-25 in females; 3) aculeus shorter; 4) smaller size (50–55 mm); 5) anus with two lateral lobes.

Very recently, Rossi (2013) described a new *Buthus* species from Lower Egypt. *Buthus adrianae* Rossi, 2013 is different from *B. lourencoi* sp. n. in: 1) size (female up to 68 mm); 2) color, with tergites very dark; 3) number of oblique rows of granules on the movable finger, only 10; 4) number of pectinal teeth, only 23–24; 5) anus with two lateral lobes.

From the northern Algeria, Lourenço (2013) reported a very small new species of *Buthus* that could be easily distinguished from *B. lourencoi* sp. n., since *B. pusillus* Lourenço, 2013 has: 1) a very small total size (up to 41 mm); 2) ten complete carinae on metasomal segment II and III; 3) only two anal lobes; 4) weak setation, “oligotrichous” as defined by Vachon (1952).

A special comment is necessary for *B. intumescens* and *B. israelis*. Apparently both species are reported



**Figures 5–8:** *Buthus lourencoi* sp. n. female holotype (MZUF). **5.** Lateral view of metasomal segments II, III, IV, V and telson. **6.** Lateral view of metasomal segment V and telson showing three anal lobes. **7.** Dorsal view of femur, and dorsal and external views of patella showing trichobothrial pattern. **8.** Dorsolateral and ventral views of chela showing trichobothrial pattern.

from Egypt. According to Fet & Lowe (2000) and Dr. J. Dunlop (pers. comm.) the type locality of *B. intumescens* is “Egypt” without more precise information. Instead, the localities in Egypt where *B. israelis* occurs are very well known thanks to the important work done by Levy & Amitai (1980). *B. israelis* in Egypt is reported only in Sinai Peninsula (Asian part of Egypt). *B. intumescens*

could be distinguished from *B. lourencoi* sp. n. by: 1) ventral carinae strongly lobate on II and III metasomal segments; 2) smaller size (up to 65 mm); 3) lower number of pectinal teeth; 4) anus with two lateral lobes.

*B. israelis* could be distinguished from *B. lourencoi* sp. n. by: 1) the length/width ratio of all metasomal segments that is completely different; 2) the number of



9



10



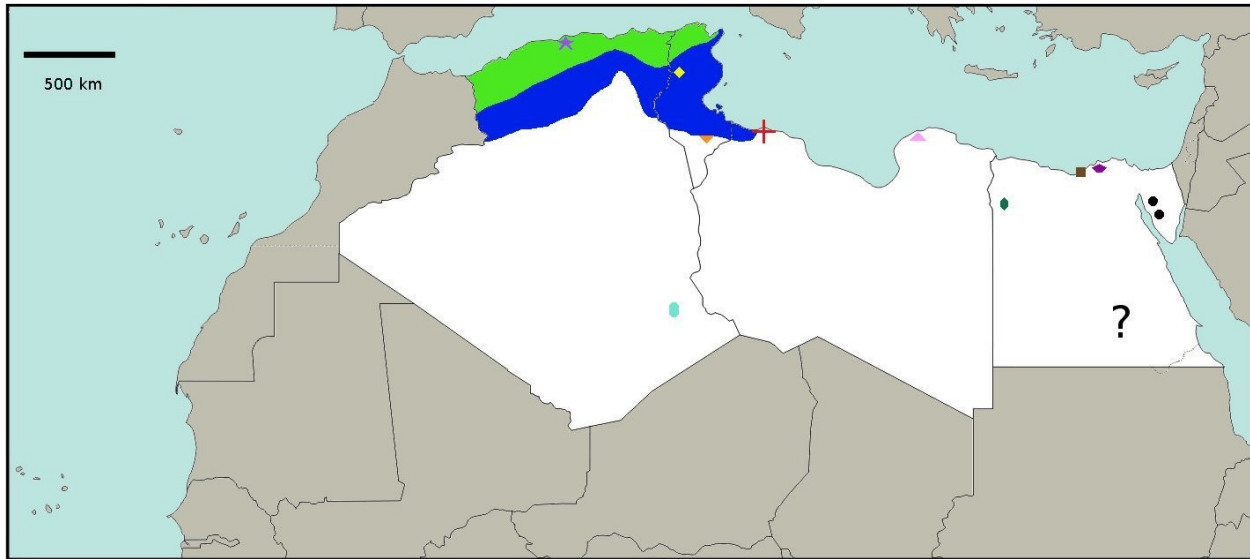
**Figures 9–10:** *Buthus lourencoi* sp. n. female holotype (MZUF). 9. Movable fingers of pedipalp chela showing 11 rows of granules. 10. Pectines, genital operculum and sternum.

pectinal teeth is lower: 22–28 in females; 3) the smaller size (50–70 mm); 4) anus with two lateral lobes.

**Key for the species of *Buthus* of Algeria, Tunisia, Libya and Egypt**

- 1. Metasomal segment V and telson yellowish-orange . 2  
 - Metasomal segment V and telson blackish.....  
 .....*B. tassili* Lourenço, 2002
- 2. Eight carinae (and two incomplete carinae) on metasomal segments II and III..... 3  
 - Ten complete carinae on metasomal segments II and III ..... *B. pusillus* Lourenço, 2013
- 3. Metasomal segment I in females wider than long .....4  
 - Metasomal segment I in females longer than wide or as long as wide.....7
- 4. Metasomal segment IV with intermediate (lateral median) carinae.....*B. barcaeus* Birula, 1909  
 - Metasomal segment IV without intermediate (lateral median) carinae.....5
- 5. Chela of pedipalps in males wider (or as wide as) than in females.....*B. tunetanus* (Herbst, 1800)  
 - Chela of pedipalps in males narrower than in females.....6
- 6. Movable fingers of pedipalps with 12-14 rows of granules; size 60-80 mm; metasomal segment II in females always longer than wide; found in Africa (Morocco, Algeria, Tunisia).....*B. paris* (C. L. Koch, 1839)

- Movable fingers of pedipalps with 11-13 rows of granules; size 50-70 mm; metasomal segment II in females as long as wide or wider than long; found in Asia (Israel and Sinai Peninsula).....  
 .....*B. israelis* (Shulov et Amitai, 1959)
- 7. Small species, under 60 mm in total length .....*B. dunlopi* Kovařík, 2006  
 - Medium to large species (60-85 mm in total length)...8
- 8. Females with length/width ratio of metasomal segment V lower than 1.9 and chela length/width ratio equal to 3.4 .....*B. chambiensis* Kovařík, 2006  
 - Females with length/width ratio of metasomal segment V equal or higher than 2.0 and chela length/width ratio higher than 3.6.....9
- 9. Movable fingers of pedipalps with 10 oblique denticle rows.....10  
 - Movable fingers of pedipalps with 11 oblique denticle rows..... 12
- 10. Medium size (60-70 mm)..... 11  
 - Large size (85 mm; males unknown but could be a little smaller).....  
 .....*B. egyptiensis* Lourenço et Cloudsley-Thompson, 2012
- 11. Ventral carinae on metasomal segment II and III strongly lobate; vesicle strongly globular; aculeus shorter than vesicle; tergites pale yellow.....  
 .....*B. orientalis* Lourenço et Simon, 2012  
 - Ventral carinae on metasomal segment II and III totally smooth; vesicle relatively small and flat; aculeus very long (almost as long as vesicle in males and longer



**Figure 11:** Map of the distribution of *Buthus* species in Algeria, Tunisia, Libya, and Egypt. Light green area, *B. paris*; blue area, *B. tunetanus*; yellow rhombus, *B. chambiensis*; overturned orange triangle, *B. dunlopi*; pale blue oval, *B. tassili*; violet star, *B. pusillus*; pink triangle, *B. barcaeus*; dark green hexagon, *B. egyptiensis*; brown square, *B. adrianae*; purple pentagon, *B. orientalis*; black circle, *B. israelis*; red cross, *B. lourencoi* sp. n.; question mark, possible locality of *B. intumescens*.

than vesicle in female); tergites very dark, with two lighter longitudinal stripes..... *B. adrianae* Rossi, 2013

12. Smaller size (up to 65 mm); ventral carinae on II and III metasomal segment strongly lobate.....  
.....*B. intumescens* (Ehrenberg, 1829)

- Large size (over 80 mm); ventral carinae on II and III metasomal segment not lobate..... *B. lourencoi* sp. n.

## Discussion

The territory of Libya is about four times larger than that of Morocco (the country with the highest diversity within the genus *Buthus*), but presently only three species of the genus *Buthus* are reported in Libya, including *Buthus lourencoi* sp. n., whereas the number of species is 14 in Morocco. The reason is that the high mountain ranges in Morocco have probable acted (and still act) as strong barriers to gene flow resulting in genetically distinct clusters found within the area (Habel et al., 2012). Although the territory of Libya is mainly flat and this could justify a relatively small number of *Buthus* species, it is possible that also other undescribed species or populations could exist in Libyan Sahara (especially Fezzan) from where no *Buthus* are recorded. Only in the map proposed by Vachon (1952) a possible presence of *Buthus* spp. in Fezzan was reported, near to the Algerian border. In fact, only the coastal regions of Libya seem to be sufficiently studied concerning the scorpion fauna.

The discovery of *B. elhennawy* Lourenço, 2005 from Niger and also the recent description of *B. hassanini* Lourenço et al., 2012 from Chad, the countries bordering Libya from the south, show that specimens of the genus *Buthus* could be present also in the deep Sahara, in the southern Libya.

## Acknowledgments

We wish to thank Dr. Luca Bartolozzi (MZUF), Dr. Leonardo Latella (MCVR), Dr. Paolo Pantini (MSNB), Dr. Alberto Chiarle (MRSN), and Dr. Peter Schwendinger (MHNG) for providing materials of museum collections, and Dr. Jason Dunlop (ZMBH) and Mrs. Anja Friederichs (ZMBH) for the help with photos and information of *Buthus intumescens* type. We thank Prof. Victor Fet (Marshall University, USA) and two anonymous reviewers for their useful comments on the manuscript. The first author wants to thank also Dr. Peter Schwendinger, Dr. Lionel Monod and Dr. Maria Chiara Merendino for their support during a visit to MHNG.

## References

- BRAUNWALDER, M. E. & V. FET. 1998. On publications about scorpions (Arachnida, Scorpiones) by Hemprich and Ehrenberg (1828-1831). *Bulletin of the British Arachnological Society*, 11(1): 29–35.

- FET, V. & G. LOWE. 2000. Family Buthidae C. L. Koch, 1837. Pp. 54–286 In: Fet V., W. D. Sissom, G. Lowe & M. E. Braunwalder (eds.). *Catalog of the Scorpions of the World (1758–1998)*. New York, NY: The New York Entomological Society.
- HABEL, J. C., M. HUSEMANN, T. SCHMITT, F. E. ZACHOS, A. C. HONNEN, B. PETERSEN, A. PARMAKELIS, & I. STATHI. 2012. Microallopatry caused strong diversification in *Buthus* scorpions (Scorpiones: Buthidae) in the Atlas Mountains (NW Africa). *PLoS One*, 7(2): e29403.
- HJELLE, J. T. 1990. Anatomy and morphology. Pp. 9–63 In: Polis, G. A. (ed.). *The Biology of Scorpions*. Stanford, CA: Stanford University Press.
- KOVAŘÍK, F. 2003. Scorpions of Djibouti, Eritrea, Ethiopia, and Somalia (Arachnida: Scorpiones), with a key and descriptions of three new species. *Acta Societatis Zoologicae Bohemicae*, 67: 133–159.
- KOVAŘÍK, F. 2006. Review of Tunisian species of the genus *Buthus* with descriptions of two new species and a discussion of Ehrenberg's types (Scorpiones: Buthidae). *Euscorpius*, 34: 1–16.
- KOVAŘÍK, F. 2011. *Buthus awashensis* sp. n. from Ethiopia (Scorpiones: Buthidae). *Euscorpius*, 128: 1–6.
- KOVAŘÍK, F. & S. WHITMAN. 2005. Cataloghi del Museo di Storia Naturale dell'Università di Firenze – sezione di zoologia «La Specola» XXII. Arachnida Scorpiones. Tipi. Addenda (1998–2004) e checklist della collezione (Euscorpiinae esclusi). *Atti della Società Toscana di Scienze Naturali, Memorie*, serie B, 111: 103–119.
- LEVY, G. & P. AMITAI. 1980. *Fauna Palaestina, Arachnida I: Scorpiones*. Israel Academy of Sciences and Humanities: Jerusalem, 130 pp.
- LOURENÇO, W. R. 2002. Considérations sur les modèles de distribution et différentiation du genre *Buthus* Leach, 1815, avec la description d'une nouvelle espèce des montagnes du Tassili des Ajjer, Algérie (Scorpiones, Buthidae). *Biogeographica* (Paris), 78(3): 109–127.
- LOURENÇO, W. R. 2003. Compléments à la faune de scorpions (Arachnida) de l'Afrique du Nord, avec des considérations sur le genre *Buthus* Leach, 1815. *Revue suisse de Zoologie*, 110(4): 875–912.
- LOURENÇO, W. R. 2005a. Description of three new species of scorpion from Sudan (Scorpiones, Buthidae). *Boletín de la Sociedad Entomológica Aragonesa*, 36: 21–28.
- LOURENÇO, W. R. 2005b. Description of a new scorpion species of the genus *Buthus* Leach, 1815 (Scorpiones, Buthidae) from Guinea and Senegal in Western Africa. *Entomologische Mitteilungen aus dem Zoologischen Museum Hamburg*, 14(171): 229–236.
- LOURENÇO, W. R. 2005c. A new species of the genus *Buthus* Leach, 1815 (Scorpiones, Buthidae) from Senegal and Niger in Western Africa. *Entomologische Mitteilungen aus dem Zoologischen Museum Hamburg*, 14(172): 245–251.
- LOURENÇO, W. R. 2008. About the presence of the genus *Buthus* Leach, 1815 in the Arabian Peninsula and description of a new species (Scorpiones, Buthidae). *Entomologische Mitteilungen aus dem Zoologischen Museum Hamburg*, 15(179): 45–52.
- LOURENÇO, W. R. 2013. A new species of *Buthus* Leach, 1815 from Algeria (Scorpiones, Buthidae). *Entomologische Mitteilungen aus dem Zoologischen Museum Hamburg*, 16(189): 63–68.
- LOURENÇO, W. R. & J. L. CLOUDSLEY-THOMPSON. 2012. A new species of *Buthus* Leach, 1815 from Egypt (Scorpiones, Buthidae). *Entomologische Mitteilungen aus dem Zoologischen Staatsinstitut und Zoologischen Museum in Hamburg*, 16(187): 11–18.
- LOURENÇO, W. R., B. DUHEM & J. L. CLOUDSLEY-THOMPSON. 2012. Scorpions from Ennedi, Kapka and Tibesti, the mountains of Chad, with descriptions of nine new species (Scorpiones: Buthidae, Scorpionidae). *Arthropoda Selecta*, 21(4): 307–338.
- LOURENÇO, W. R. & P. GENIEZ. 2005. A new scorpion species of the genus *Buthus* Leach, 1815 (Scorpiones, Buthidae) from Morocco. *Euscorpius*, 19: 1–6.
- LOURENÇO W. R. & E.-A. LEGUIN. 2012. A new species of the genus *Buthus* (Scorpiones: Buthidae) from Northern Cameroon. *Euscorpius*, 152: 1–9.
- LOURENÇO, W. R. & J.-X. QI. 2006. A new species of *Buthus* Leach, 1815 from Morocco (Scorpiones, Buthidae). *Entomologische Mitteilungen aus dem Zoologischen Museum Hamburg*, 14(173): 287–292.

- LOURENÇO, W. R. & A. ROSSI. 2013. Confirmation of a new species of *Buthus* Leach, 1815 from Sicily (Scorpiones, Buthidae). Biogeographical implications. *Revista Iberica de Arácnología*, 22:9–14.
- LOURENÇO, W. R. & E. SIMON. 2012. Confirmation of a new species of *Buthus* Leach, 1815 from Alexandria, Egypt (Scorpiones, Buthidae). *Serket*, 13 (1/2): 8–15.
- LOURENÇO, W. R., & T. SLIMANI. 2004. Description of a new scorpion species of the genus *Buthus* Leach, 1815 (Scorpiones, Buthidae) from Morocco. *Entomologische Mitteilungen aus dem Zoologischen Museum Hamburg*, 14(169): 165–170.
- LOURENÇO, W. R., D. SUN & M.-S. ZHU. 2009. About the presence of the genus *Buthus* Leach, 1815 in Mauritania, with description of a new species (Scorpiones, Buthidae). *Boletín de la Sociedad Entomológica Aragonesa*, 44: 71–75.
- LOURENÇO, W. R., O. TOULOUN & A. BOUMEZZOUGH. 2012. Un nouveau *Buthus* Leach, 1815 (Scorpiones, Buthidae) du nord du Maroc; possible lien entre les populations Marocaines et Européennes. *Revista Iberica de Arácnología*, 21: 21–25.
- LOURENÇO, W. R. & M. VACHON. 2004. Considérations sur le genre *Buthus* Leach, 1815 en Espagne, et description de deux nouvelles espèces (Scorpiones, Buthidae). *Revista Iberica de Arácnología*, 9: 81–94.
- LOURENÇO, W. R., E. A. YAĞMUR & B. DUHEM. 2010. A new species of *Buthus* Leach, 1815 from Jordan. *Zoology in the Middle East*, 49: 95–99.
- POCOCK, R. I. 1889. Notes on some Buthidae, new and old. *Annals and Magazine of Natural History*, ser. 6(3): 334–351.
- ROSSI, A. 2012. Notes on the distribution of the species of the genus *Buthus* (Leach, 1815) (Scorpiones, Buthidae) in Europe, with a description of a new species from Spain. *Bulletin of the British Arachnological Society*, 15(8): 273–279.
- ROSSI, A. 2013. A new species of the genus *Buthus* Leach, 1815 from Egypt (Scorpiones: Buthidae). *Rivista del Museo Civico di Scienze Naturali "Enrico Caffi" Bergamo*, 26: 187–194.
- SISSOM, W. D., G. A. POLIS, & D. D. WATT. 1990. Laboratory and field methods. Pp. 445–461 In Polis, G. A. (ed.), *The Biology of Scorpions*. Stanford, CA: Stanford University Press.
- TOULOUN, O. & A. BOUMEZZOUGH. 2011. Une nouvelle espèce du genre *Buthus* Leach, 1815 (Scorpiones: Buthidae) du Maroc. *Boletín de la Sociedad Entomológica Aragonesa*, 48: 183–187.
- VACHON, M. 1952. *Études sur les scorpions*. Alger: Publications de l'Institut Pasteur d'Algérie, 482 pp.
- VACHON, M. 1963. De l'utilité, en systématique, d'une nomenclature des dents des chélicères chez les Scorpions. *Bulletin du Muséum national d'Histoire naturelle*, Paris, 2e sér. 35(2): 161–166.
- YAĞMUR, E. A., H. KOÇ & W. R. LOURENÇO. 2011. A new species of *Buthus* Leach, 1815 from Cyprus (Scorpiones, Buthidae). *ZooKeys*, 115: 27–38.